



# ITV Defined Contribution Plan Diversified Investments (Uncorrelated)

## FUND OBJECTIVE

The investment objective of the fund is to provide long-term investment growth by investing in a diversified range of assets classes to give broad exposure across a full spectrum of investment opportunities. The fund includes specific allocations to shares of global real estate and infrastructure companies.

## RISK PROFILE

The value of an investment and income taken from it is not guaranteed and can go down as well as up, you may not get back the amount you originally invested.

The Fund invests in one or more Collective Investment Schemes ("CIS") to achieve its investment objective, including other CIS managed by LGIM as well as CIS which are managed by entities sitting outside the Legal & General Group plc. Information on the CIS(s) in which the Fund invests should be disclosed in your scheme documentation. However, the information provided may be a high level description and should not be relied upon as a full disclosure of the material risks or terms and conditions associated with investing in the underlying CIS. Please refer to your scheme administrator if you would like more detailed information on each of the underlying CIS held within this Fund.

## FUND FACTSHEET INFORMATION

This factsheet has been produced to provide you with fund information and is not designed to provide advice on the suitability of an investment for your personal financial situation. It should be read in conjunction with your pension scheme particulars. It is not an offer to buy or sell any investment or shares, if you have any questions regarding its contents, please speak to the Trustees or your Financial Advisor.

This fund is invested wholly or predominantly in units of such other funds identified by the Trustees of the pension scheme and maintained by Legal & General Investment Management. These funds may change from time to time. The Fund Objective and Benchmark have also been determined by the Trustees. This factsheet will be updated quarterly.

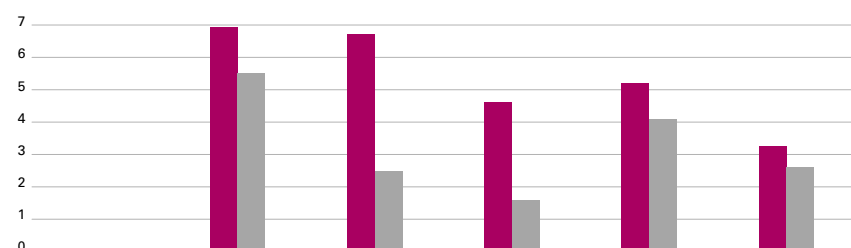
## FUND FACTS

Fund size <b>£1.0m</b>	Base currency <b>GBP</b>	Benchmark <b>Composite</b>
Launch date <b>Mar 2020</b>	Domicile <b>United Kingdom</b>	Underlying funds <b>See page 2</b>

## CHARGES

Annual management charge	<b>0.430%</b>
Additional expenses	<b>0.160%</b>
Total expense ratio	<b>0.590%</b>

## FUND PERFORMANCE (%)



	3 months	6 months	1 year	3 years	Launch
Fund	6.93	6.72	4.61	5.22	3.27
Benchmark	5.52	2.49	1.60	4.08	2.61
Relative	+1.41	+4.23	+3.01	+1.14	+0.66

## 12 MONTH PERFORMANCE TO MOST RECENT QUARTER (%)

12 months to 31 December	2023	2022	2021	2020	2019
Fund	4.61	-7.99	21.02	-	-
Benchmark	1.60	-8.39	21.13	-	-
Relative	+3.01	+0.40	-0.11	-	-

Performance data source: LGIM. All performance periods over a year will be annualised. Returns are calculated on the basis of daily midday mid-market prices. Fund performance is shown net, which is after the deduction of the management fees applicable to your scheme. Please refer to your scheme literature, or to your scheme administrator for the fee rate that applies to your scheme.

**Past performance is not a guide to the future. The value of an investment is not guaranteed and can go down as well as up. Exchange rate variations can cause the value of overseas investments to increase or decrease. You may not get back the amount you originally invested. For overseas markets the figures are sterling adjusted and net of any withholding tax.**



## ALLOCATION

All data source LGIM unless otherwise stated. Totals may not sum due to rounding.

### CAPITAL ALLOCATION (%)



■ Fulcrum Diversified Absolute Return	49.4
■ Infrastructure Equity MFG - GBP Hgd	29.7
■ Global Real Estate Equity Index	20.9

### FULCRUM DIVERSIFIED ABSOLUTE RETURN

Fund code: DMFS

#### ASSET ALLOCATION (%)



■ Diversifying Strategies	27.3
■ Short Term Gov. Bonds	20.3
■ North American Equities	18.1
■ Developed Rates (10 year equivalent)	11.8
■ Commodities	10.7
■ Japanese Equities	5.2
■ European ex-UK Equities	4.1
■ UK Equities	1.6
■ Asia ex-Japan Equities	0.8
■ Emerging Market Rates	0.6
■ Other	-0.5


#### TOP 10 HOLDINGS (%)

Fulcrum Thematic Equity Market	15.3
Ishares Physical Gold Etc ETP USD	5.6
Japan Bill Zero Cpn 19/Feb/2024 Jpy 50000	4.8
French Republic Bill Zero CPN 06/Mar/2024	4.7
French Republic Bill Zero CPN 20/Mar/2024	4.4
French Republic Bill Zero CPN 15/May/2024	4.0
Fulcrum Equity Dispersion Fund	3.0
French Republic Bill Zero CPN 04/Apr/2024	2.4
Fulcrum Fixed Income	2.3
Man GLG UK Absolute Value Fund	1.8

### GLOBAL REAL ESTATE EQUITY INDEX FUND

Fund code: MD

#### SECTOR (%)



■ Real Estate	99.9
■ Consumer Discretionary	0.1

#### TOP 10 HOLDINGS (%)

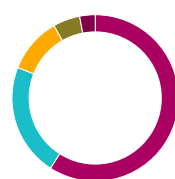
Prologis	7.5
Equinix	4.6
Public Storage	2.9
Welltower	2.9
Simon Property Group	2.8
Digital Realty Trust	2.4
Realty Income	2.4
Extra Space Storage	2.0
Vici Properties	2.0
Avalonbay Communities	1.6

For further information, click [here](#).

### INFRASTRUCTURE EQUITY MFG FUND

Fund code: APAE

#### SECTOR (%)



■ Utilities	59.0
■ Industrials	21.9
■ Energy	10.8
■ Real Estate	5.2
■ Telecommunications	3.0

#### TOP 10 HOLDINGS (%)

Ferrovial	3.0
Fortis Inc/Canada	3.0
Enbridge	3.0
National Grid	3.0
Cellnex Telecom	3.0
Vinci	3.0
Transurban Group	3.0
TC Energy	2.9
Aena Sme	2.6
Terna- Rete Elettrica Nazionale	2.5

For further information, click [here](#).

**Important information**

Copyright © 2024 Legal & General. This document is subject to copyright. Any unauthorised use is strictly prohibited. All rights are reserved.

The views expressed in this fact sheet are those of Legal & General Investment Management who may or may not have acted upon them. This document should not be taken as an invitation to deal in Legal & General investments or any of the stated stock markets.

Legal & General Assurance (Pensions Management) Limited ("PMC") is a life insurance company and manages this investment using a policy notionally divided into a number of PF sections ("the funds"). Legal & General Investment Management Limited provides investment and marketing services to PMC. Legal & General Assurance (Pensions Management) Limited is authorised by the Prudential Regulation Authority and regulated by the Financial Conduct Authority and the Prudential Regulation Authority. Registered in England and Wales No. 01006112. Registered Office: One Coleman Street, London, EC2R 5AA. Legal & General Investment Management Limited is authorised and regulated by the Financial Conduct Authority. Registered in England and Wales No. 00119272. Registered Office: One Coleman Street, London, EC2R 5AA.

**Internal Code: 37285/000**